




PALM SPRINGS MIDDLE SCHOOL

1025 West 56 Street
Hialeah, FL 33012
305-821-2460

Principal
Mr. Heriberto
Sanchez



Dear Parents,

Miami-Dade County Public Schools recognizes the importance of ensuring that students continue to strengthen reading skills beyond instructional requirements during the school year. Experience and research support the idea that students who are actively engaged in reading throughout the summer demonstrate improved academic performance during the school year.

It is in this spirit that Palm Springs Middle School will provide a print copy of the assigned grade level summer reading book to each students through their English or Intensive Reading class prior to the end of the 2022- 2023 school year:

Incoming 8th Graders: *Haddix* (by Margaret Peterson)



Incoming 8th Graders in Intensive Reading: *Freak the Mighty* (by Rodman Philbrick)

Incoming 7th Graders: *Boy in the Painted Cave* (by Justin Denzel)

**Incoming 7th Graders in Intensive Reading: *Scary Stories to Tell in the Dark*
(retold by Alvin Gammell)**

Incoming 6th Graders and Incoming 6th Graders in Intensive Reading will be issued books and assignments in the first week of the 2023 –2024 school year.

Additionally, we have included activities for your child to complete during the summer to enhance the reading and learning experience. The activities are reflective of different learning styles and focus on high-order tasks as required by B.E.S.T. Language Arts standards. **Please note that both Summer Reading Assignments are due the first week of the 2023-2024 school year and will count as the first two grades in their English and/or Intensive reading classes (except for incoming 6th graders).**



SUMMER READING ASSIGNMENTS

Activity #1: MEME

Using Office 365, create a meme that shows understanding of the plot and the tone of text. Include a tone word and a one-sentence summary with the meme. The meme must be school appropriate and an original idea (not borrowed or copied from existing images about the book). **Make sure to write your full name and class period on the back of the meme after printing it before you hand it in.**

Activity #2: THEME PARAGRAPH

Using Office 365, type a 7- 10 sentence paragraph about the theme of the story. Make sure to include an example (page number, entire quote) from the story that helps the reader understand the theme.

SUGGESTED PARAGRAPH ORGANIZER:

1. The topic sentence identifies the theme and *title of book* (use italicized print for title).
2. The second and third sentences explain the theme's meaning in general and its relevance in today's world.
3. The fourth sentence introduces a sentence (or two consecutive sentences) that are part of the book that clearly show the theme in some way. Use quotation marks when copying the exact words from the book; however, you need to introduce the quote using your own words.
4. The remaining sentences (5-7 or 5-10) explain how the example shows the theme in the story.